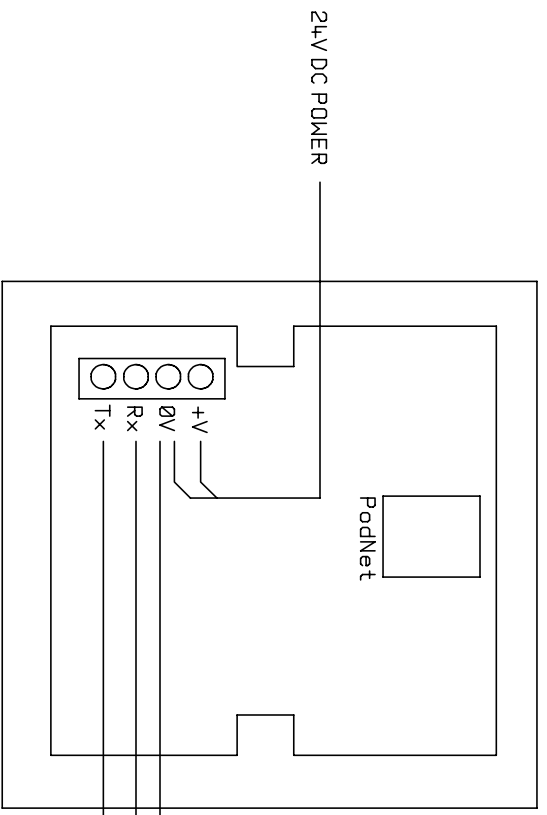
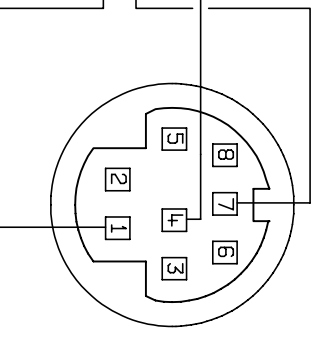


WALL PODDULE

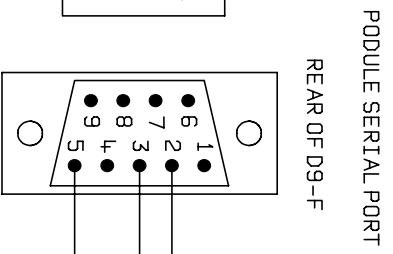


POD	PROJECTOR
Tx	Pin 1 (Rx IN)
Rx	Pin 7 (Tx Out)
0V	Pins 4 (Gnd)

mitsubishi serial connector

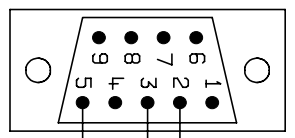


PODDULE

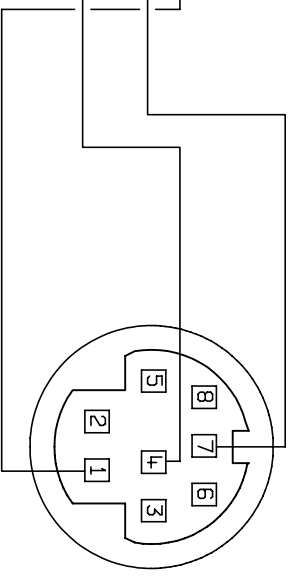


PODDULE SERIAL PORT
REAR OF D9-F

POD	PROJECTOR
Pin 2 (Tx Out)	Pin 1 (Rx IN)
Pin 3 (Rx IN)	Pin 7 (Tx Out)
Pins 5 (Gnd)	Pins 4 (Gnd)



mitsubishi serial connector



IKON AVS LTD

Drawn: DGT	SCALE:	PODDULE CONNECTIONS	mitsubishi connections	1 of 1
BOARD No.		DMG No.	MITS_CONNECT.DGM	ISSUE: 1
				DATE: 20.Mar.2010